

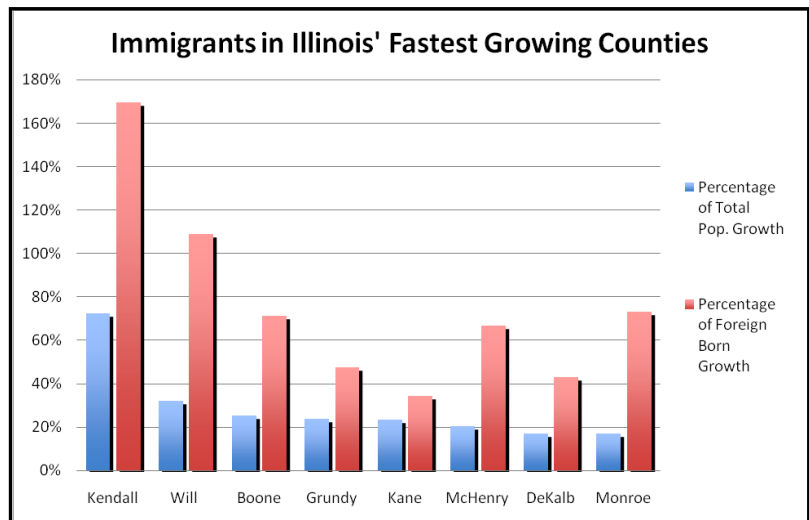
Immigrants in Illinois

Latest Census figures show continuing growth

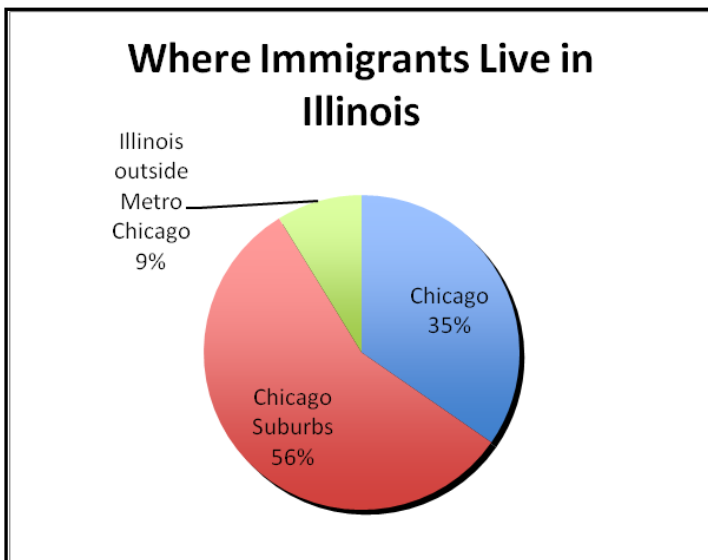
As the state with the sixth largest immigrant in the nation, Illinois continues to welcome immigrants. According to the newly released Census data, **Illinois' population is now 13.5% foreign-born**, compared to 12.3% in 2000. While the state's population grew by 3% (365,750 people) since 2000, the immigrant population grew by 12% (183,469 people). **Immigrants thus accounted for half of the state's total growth in the past decade.**

Immigrants are a significant factor in the fastest growing areas of the state:

- **Kendall County** led all counties with 72.5% total growth; its foreign-born population grew by 170%.
- **Will County's** total population grew by 32.3%; its immigrant population grew by 109%.
- **Boone, Grundy, Kane, McHenry, DeKalb, and Monroe Counties** all grew by more than 10%; in each county, the immigrant populations grew by at least 34%.



Twenty Illinois counties saw their immigrant populations double since 2000. Schuyler County in west central Illinois saw a 578% increase. Pope County in far southern Illinois saw a 545% increase.

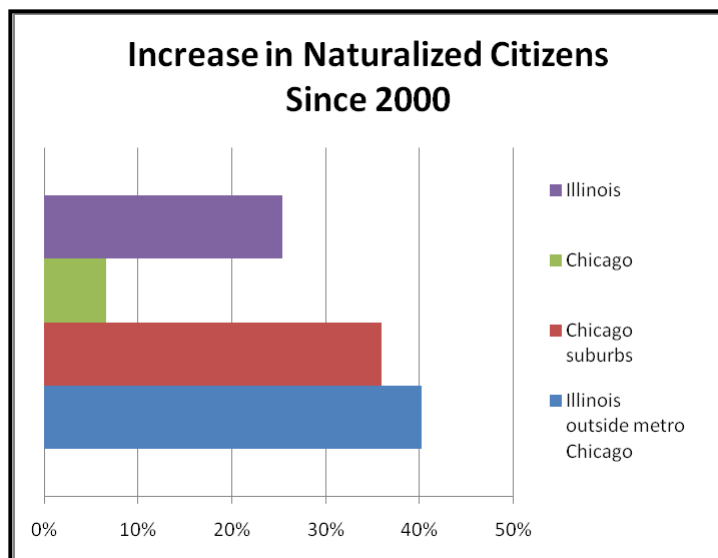


Metro Chicago

Metropolitan Chicago continues to grow, largely due to immigrants. The six-county Chicago area (Cook, Lake, McHenry, Kane, DuPage, and Will Counties) grew by 265,047 (3.3%) since 2000. **Immigrants accounted for 145,093 new residents, or 54.7% of all the growth in metro Chicago.**

In the **Chicago suburbs** specifically, the **foreign-born population grew by 22.9%**, compared to total population growth of 6.5%.

- **DuPage County's entire growth in the past decade has been due to immigrants:** the total population grew by 21,369, while the immigrant population grew by 26,777.
- **Will County** led all counties in the state with the largest increase in its percentage of total population that was born abroad, from 7.1% in 2000 to 11.2% now.
- Overall, **56% of all Illinois immigrants live in the suburbs**, up from 52% in 2000.



Naturalized citizens

The number of naturalized citizens in Illinois **increased 25.4%** since 2000. In suburban Chicago, naturalized citizens grew by 36%. Downstate, the number of new citizens grew by 40%.

Twenty-one counties saw their numbers of naturalized citizens more than double since 2000. Pope, Henderson, Schuyler, and Lawrence Counties all saw more than 400% increases. Kendall (171%) and Will (114%) Counties are home to more than double their numbers of naturalized citizens in 2000.

Latinos

Illinois' Latino population **rose 22.4%**, increasing its share of the total from 12.3% to 14.7%.

- **Latinos accounted for all of the growth in metro Chicago's population:** while the six-county area grew by 265,047, the number of Latinos grew by 280,766, a 20% increase.
- In **metro Chicago**, Latinos make up **20.2%** of the total population, compared to 17.4% in 2000.
- In the **Chicago suburbs**, the Latino population **rose 39.9%**, increasing from 12.5% to 16.5% of the total.
- **Ten counties saw their Latino populations more than double**, led by Pope County (487.5%). Kendall County's Latino population grew 259%; Will County saw a 113% increase in Latinos.

Latinos accounted for all of the population growth in metro Chicago.

In the Chicago suburbs, the Latino population rose 39.9%.

Asians

Twenty-six counties saw their Asian populations more than double. Schuyler County saw an increase of **1188%**. Kendall County saw a 385% increase. The Asian populations in Will (126%) and Kane (101%) also more than doubled.

For more information, contact Fred Tsao, 312.332.7360 x 213 or ftsao@icirr.org